




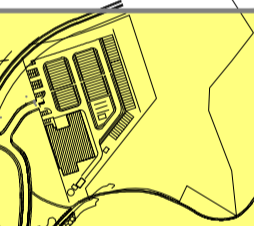
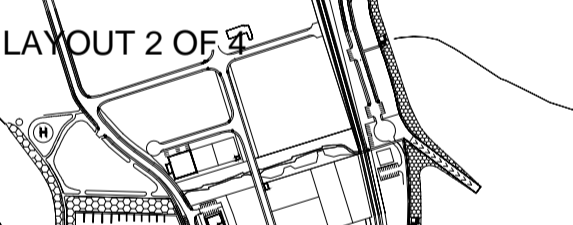
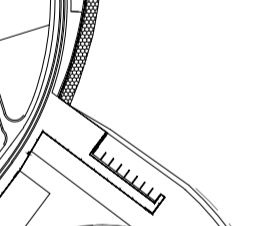


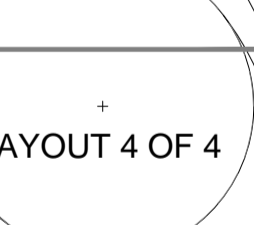
LEGEND

DISTRIBUTION MAIN	
GHEP WATERMAIN	
WATER HYDRANT	
SLUICE VALVE	
WATER METER	

LAYOUT 1 OF 4 

LAYOUT 2 OF 4 

LAYOUT 3 OF 4 

LAYOUT 4 OF 4 

KEY PLAN

- NOTES:**
- FIGURED DIMENSIONS ONLY TO BE TAKEN FROM THIS DRAWING.
 - ALL DRAWINGS TO BE CHECKED BY THE CONTRACTOR ON SITE.
 - ENGINEER/EMPLOYERS REPRESENTATIVE, AS APPROPRIATE, TO BE INFORMED BY THE CONTRACTOR OF ANY DISCREPANCIES BEFORE ANY WORK COMMENCES.
 - THE CONTRACTOR SHALL UNDERTAKE THOROUGH CHECK FOR THE ACTUAL LOCATION OF ALL SERVICES/UTILITIES, ABOVE AND BELOW GROUND, BEFORE ANY WORK COMMENCES.
 - ALL LEVELS SHOWN RELATE TO ORDNANCE SURVEY DATUM AT MALIN HEAD.

Rev	Date	Description	By	Chkd.
A	JAN 2014	FIRST ISSUE	JOM	JPK

Client: GALWAY HARBOUR COMPANY

Project: GALWAY HARBOUR EXTENSION

Title: WATERMAIN LAYOUT SHEET 1 OF 4

Prepared by: JOM

Checked: BH

Date: JAN 2014

Project Director: J.P. KELLY

Drawing Status: Planning & EIS

Scale @ A1: 1/1000 A3 1/2000



TOBIN
Patrick J. Tobin & Co. Ltd.

TOBIN Consulting Engineers,
Fairgreen House, Fairgreen Road,
Galway, Ireland.
tel: +353-(0)91-565211
fax: +353-(0)91-565398
e-mail: galway@tobin.ie
www.tobin.ie

TOBIN Consulting Engineers will not be liable for any use of this document for any purpose other than that for which it was originally prepared and provided. Except where specifically and explicitly agreed in writing by TOBIN Consulting Engineers, as copyright holder, no part of this document may be reproduced or transmitted in any form and this document shall not be relied upon by any third party for any purpose.

Drawing No.: **2139-2202**

Revision: **A**